



How to buy Egress Switch Secure Email and File Transfer subscription licenses online

1. Visit <https://switch.egress.com> and either create a free Switch account or log into your existing account

switch
secure data exchange

Please enter your Switch ID (user@domain.com) and password to sign in now.

If you do not have a Switch ID, [create it for free](#). This will only take a minute and will be required **once**.

Switch ID:

Password:

Remember my Switch ID

[Sign In](#)

New User?
Create a Switch account. It's free.

[Forgot Your Password?](#)
Reset your Switch password.

[What Is Switch?](#)
Learn more about Switch.

2. To purchase Switch license subscriptions, select 'Purchase Switch' in the **administration panel** within your account

switch Administration Panel John.smith.egress@gmail.com · Sign out

Account Summary

Welcome, John Smith!

My Account

Switch ID: john.smith.egress@gmail.com
 User display name: John Smith
 Previous sign-in: 10 Nov 2016 16:05

[Change Settings](#) [Change Password](#)

Payment Settings

Account type: Free Account
 Account balance: 25.0 credits

[Purchase Switch](#)

Need Help?

- [Learn more about the price plans](#)
- [Browse Support Articles](#)
- [Contact Support](#)

Egress News

- [Suffolk County Council uses Egress Switch encryption to protect sensitive information shared via Office 365](#)
- [Nine out of 10 CIOs Admit New EU Data Protection Reforms Will Leave Them Exposed](#)
- [NTS, part of Capita plc, recognised as Top Performing Partner 2015 by Egress Software Technologies](#)
- [Victim Support provides staff with 'e-safety net' using Egress Switch encryption services](#)
- [Egress Software Technologies receives two star accreditation from Best Companies as part of their analysis of the top companies to work for](#)

Downloads

- [Download Switch Client 4.62](#)
- [Download Switch Reader](#)

Purchase Switch

3. Select whether you would like to purchase 1-9 users or 10+ users

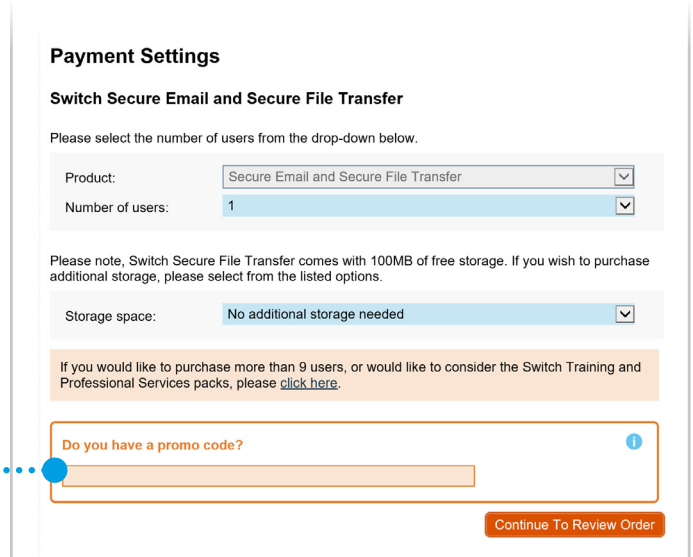
1 - 9 Users

10 Users and over

Option 1: To purchase 1 - 9 users

4. Select the **number of users** you require and add any additional storage (you get 100MB storage free with your Switch subscriptions)

5. You can also enter a promotion code if appropriate



Payment Settings

Switch Secure Email and Secure File Transfer

Please select the number of users from the drop-down below.

Product:

Number of users:

Please note, Switch Secure File Transfer comes with 100MB of free storage. If you wish to purchase additional storage, please select from the listed options.

Storage space:

If you would like to purchase more than 9 users, or would like to consider the Switch Training and Professional Services packs, please [click here](#).

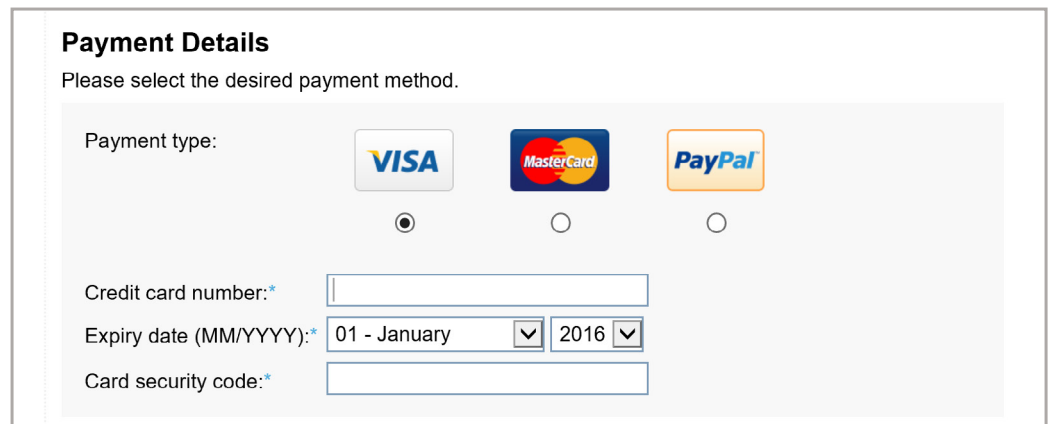
Do you have a promo code?

[Continue To Review Order](#)

6. Next 'Continue To Review Order'




7. If you have purchased more than 1 user, you will need to enter your company details and then select 'Continue To Payment Selection'

8. Enter your payment details (you can purchase using Visa, Mastercard or PayPal)



Payment Details

Please select the desired payment method.

Payment type:   

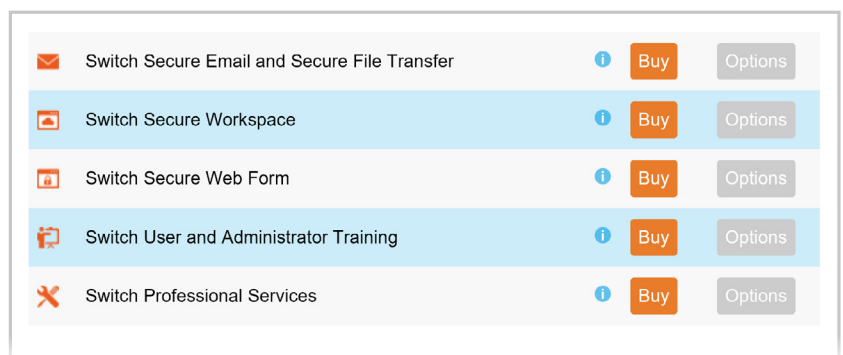
Credit card number:*











Expiry date (MM/YYYY):*

Card security code:*

Option 2: To purchase a 10 or 25 user Business Pack

9. Select the **'Buy'** button alongside the product line you require



	Switch Secure Email and Secure File Transfer		Buy	Options
	Switch Secure Workspace		Buy	Options
	Switch Secure Web Form		Buy	Options
	Switch User and Administrator Training		Buy	Options
	Switch Professional Services		Buy	Options

10. Please note, when purchasing Switch Secure Email and File Transfer, the standard option is 'Switch Secure Email and File Transfer' from the drop down menu. If you require a gateway or integration with Office 365 or gmail, [please contact us](#)

Switch Secure Email and Secure File Transfer

Please select the pack below that meets your needs, some customisation options may also be available based on what you select.

Secure Email Pack: **Secure Email and Secure File Transfer**
Secure Email (Hosted Infrastructure) and Secure File Transfer
Secure Email (Gmail)
Secure Email (Office 365)

Number of Users:

This product comes with **10 GB** of free cloud storage.
The storage offered below can be purchased to expand your cloud storage allowance.

Storage Space: No additional storage needed

11. The next step is to select if you require a 10 or 25 user pack. You can also add additional storage if required (you get 10GB of free storage)

Switch Secure Email and Secure File Transfer

Please select the pack below that meets your needs, some customisation options may also be available based on what you select.

Secure Email Pack: **Secure Email and Secure File Transfer**

Number of Users: **10**

This product comes with **10 GB** of free cloud storage.
The storage offered below can be purchased to expand your cloud storage allowance.

12. Fill in your company details and VAT ID if appropriate

13. You can then review your order details. If you are happy then select 'Continue To Payment Selection'

14. Finally, you must enter your payment details (you can purchase using Visa, Mastercard or PayPal)

Payment Details

Please select the desired payment method.

Payment type:

Credit card number:*

Expiry date (MM/YYYY):* 01 - January 2016

Card security code:*

15. Following your purchase, you will receive a **confirmation email and link to your receipt**. You will be able to access your invoices on the left-hand side of the administration panel when logged into your Switch account

Learn more about Switch Secure Email

Visit www.egress.com/online-tutorials for video tutorials on using Switch Secure Email, including how to:

- Access a secure message
- Manage your messages and control access to them in real time
- Send large files securely
- Approve or deny access requests to secure messages

Technical support

Should you encounter any problems using Switch Secure Email or have any technical questions, please contact Egress Support at www.egress.com/support.



© Egress Software Technologies Ltd 2016. 236-0817